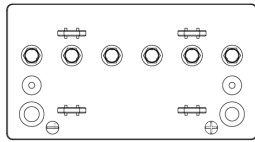
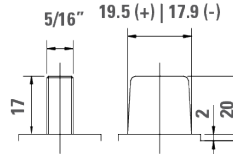
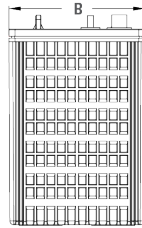
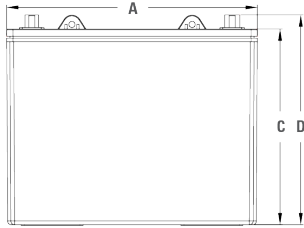




GEL CELL Traction Industrial Battery

Discover® GEL CELL Traction Industrial batteries incorporate a "true Gel" traction formula that meets aftermarket replacement and original equipment battery requirements. With a long history of safety, reliability, the batteries deliver exceptional longevity even under Partial State of Charge (PSOC) operation and high temperature conditions.

GEL CELL batteries outperform flooded and AGM batteries in deep discharge recovery making them ideal for demanding energy storage applications.



MECHANICAL SPECIFICATIONS

Industry Reference	BCI: 31TR	
Length A (in/mm)	12.9	327
Width B (in/mm)	7.1	180
Height C (in/mm)	10	254
Total Height D (in/mm)	10.8	274
Weight (lbs/kgs)	79.2	36
Terminal *	AM	
Technology	Gel, VRLA Non-spill	

NOTE 1: Dimensions have a ±2 mm (0.08 in) tolerance. Weights may vary.

NOTE 2: Refer to [terminal guide](#) on website for torque values.

PERFORMANCE SPECIFICATIONS

Amp Hours (AH)		
3 HR	5 HR	20 HR
90	103	120

ELECTRICAL SPECIFICATIONS

Voltage (V)	12
Internal Resistance (mΩ)	5.1
Short Circuit (A) (20°C / 68°F)	2300
Self-Discharge (20°C / 68°F)	
Charge Temperature	
Discharge Temperature	
Storage Temperature	12

NOTE 3: Extra considerations must be given when designing systems for use at maximum temperatures.
NOTE 4: Internal Resistance is approximate.

Minutes of Discharge				
@25A	@56A	@75A	@85A	@100A
240	90	55	45	35

3 HR: 1.70VPC; 5 HR: 1.75VPC; 20 HR: 1.80VPC. All at 25°C/77°F



FEATURES

ENHANCED ALLOYS

- Thick plates with graphite enhanced alloys deliver maximum runtime over operational life

CARBON BOOST

- Carbon additives to increase duty cycle performance, charge acceptance and partial state of charge operation

AUTOMATED THROUGH-THE-PARTITION WELD

- Improved intercell weld consistency, and less lead waste than manual welding process (key industry models)
- Supports higher current loads and lowers internal resistance

POLYPROPYLENE CASE

- High heat resistance and durability (key industry models)
- High precision pressure relief valves reduce water loss and extend life
- Integrated flame arrestors to prevent fire and explosion

BENEFITS

ENHANCED RUNTIME

- Consistent amp hour capacity over lifetime
- High operational voltage over lifetime

EXTENDED SERVICE LIFE

- Long life superior to deep-cycle FLA / AGM / Gel batteries
- 600+ cycles 70% DoD (IEC 254-1 Traction Lead-Acid)
- 450+ cycles 100% DoD (DIN 43 539 VRLA)

EXTREME TEMPERATURES

- High temperature life superior to AGM
- Low temperature operation superior to FLA batteries

OEM TRUSTED

- Exceeds OEM specifications
- Innovative technology
- Global service and support

RELIABLE AND SAFE

- Valve Regulated Lead-Acid, Gel
- Maintenance-free
- Nonspillable, no-gassing

CERTIFIED QUALITY

Discover® manufacturing facilities are fully certified to ISO 9001/14001 and OSHA 18001 standards.

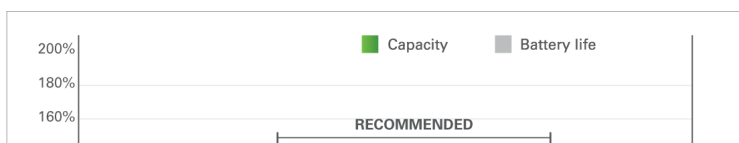
Designed in accordance with and published in compliance with applicable standards, including:

- IEC 60254-1. Lead-Acid Traction
- DIN 43 539. VRLA
- UL, CE Health Safety Certified

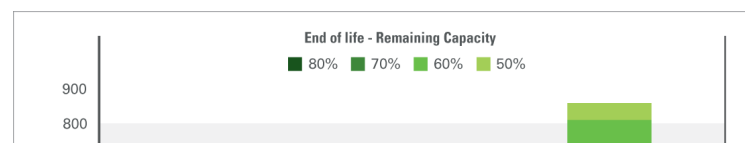
SHIPPING CLASSIFICATION

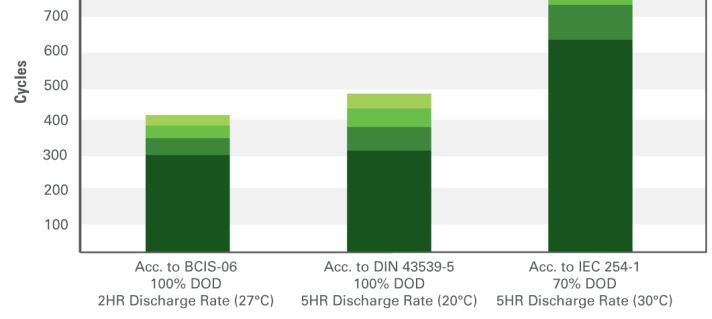
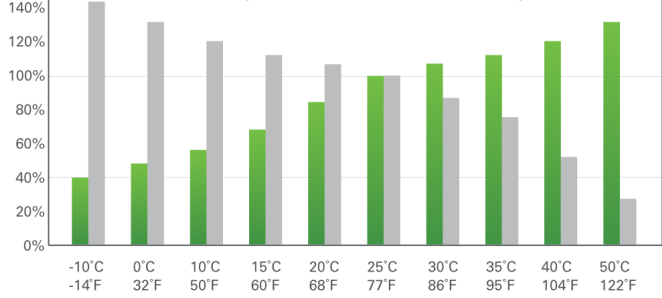
- Classified as a nonspillable battery
- Without restriction for transport by Sea (IMDG amendment 27)
- Without restriction for transport by Air (IATA/ICAO provision 67)
- Without restriction for transport by Ground (STB, DOT-CFR-HMR49)

Temperature Effects on Capacity

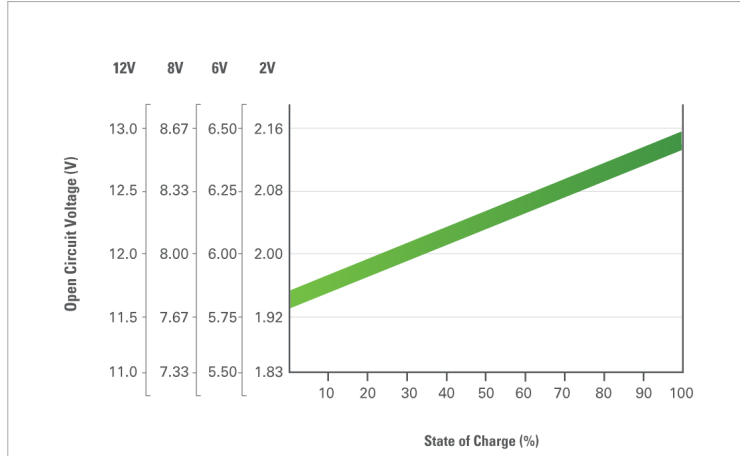


Test Standards and Cycle Life

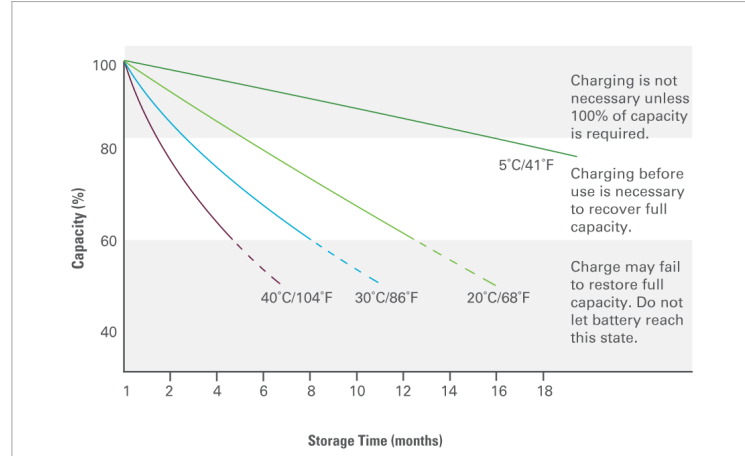




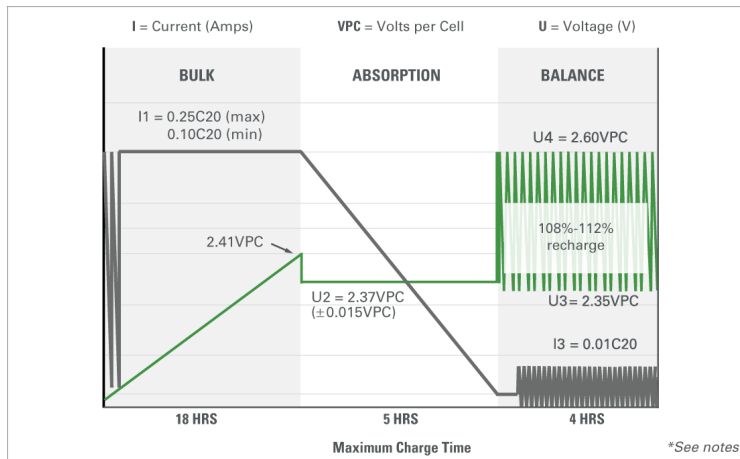
Open Circuit Voltage in Relations to SOC (20°C)



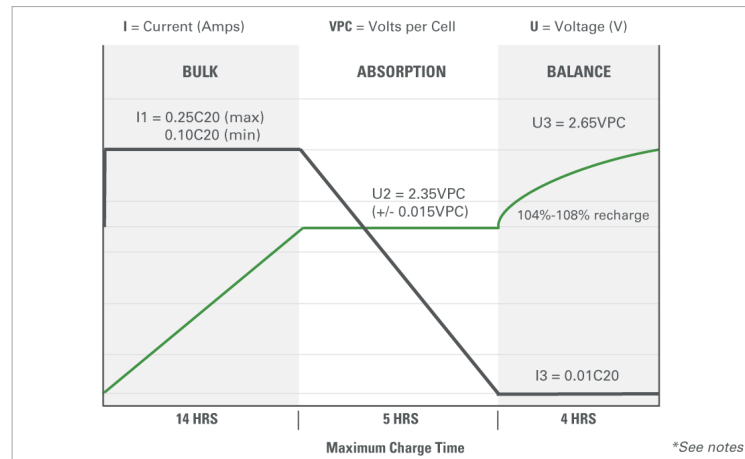
Self-Discharge Characteristics



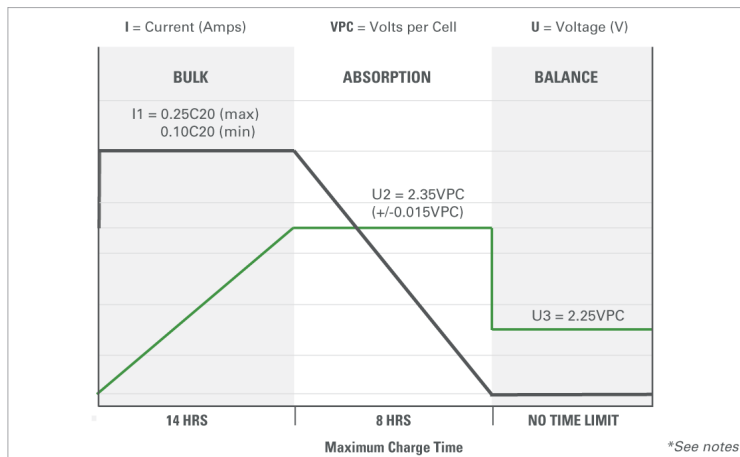
IUI Pulse Charge Profile



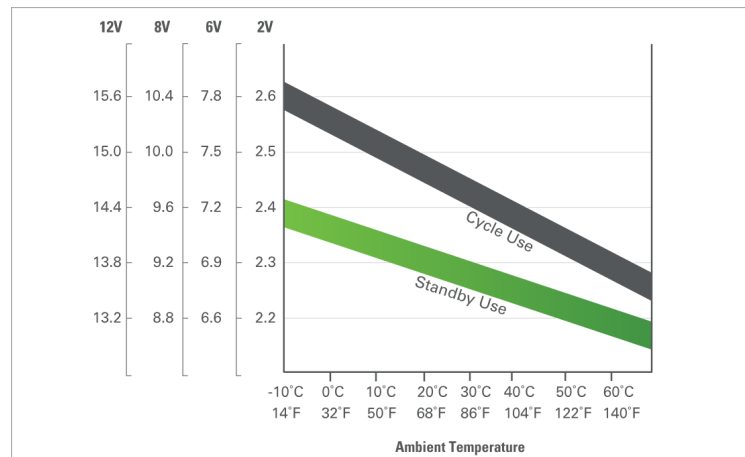
Constant Current (IUI) Charge Profile



Voltage Regulated (IUU) Charge Profile



Relations between Charge, Voltage, and Temperature



NOTES

- Due to self-discharge characteristics of lead acid-battery technologies, batteries should be charged within top 6 months of storage to ensure optimum performance, prevent sulphation and permanent capacity loss.
- Charge profile recommendations correspond to battery voltages at 25°C (77°F). For temperatures below, adjust +5mVPC/°C (+3mVPC/°F). Temperatures above, adjust -5mVPC/°C (-3mVPC/°F). Temperature compensated charging helps ensure optimum battery runtime and life performance.
- Charge profile recommendations depend on application and charger. IUI (or IUI with Pulse) is appropriate for applications that require frequent and deep discharges. IUU is appropriate for applications that are on standby and cycled less frequently.
- IUI with Pulse algorithm uses a pulse termination criterion. The finish current is pulsed on and off in order to keep the battery voltage at a minimum while still reaching target overcharge. If average VPC exceeds U2 and the charger output has been on for more than 30 seconds, the output is shut off until VPC falls to U3.
- IUI Charge Profile (if applicable), may have a continuous float phase added (2.27VPC).

