



# Instruction Manual For Bluetooth Battery Charger and Tester CAT-100

# 1、 Specifications

Input	100VAC-240VAC;
Output	14.70V;
Max	3A;
Working temperature	-20°C- +50°C;

- Tips: 1, If not to connect Bluetooth during use, this tester will automatically charge after ten minutes  
2, It's suitable for all 12V battery sizes (Charging function)

## Battery Chemistries :

Regular flooded ,AGM, GEL,EFB, Lithium



# 2、 Introduction

Green light glitter denotes charging  
Green light: The battery is fully charged

Blue light : The tester connect successfully with the app



Red light : Electric power is supplied to the tester



American plug & European standard plug

① Plug

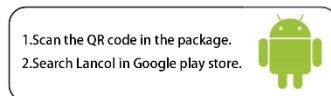


② Double conductor kelvin clamp

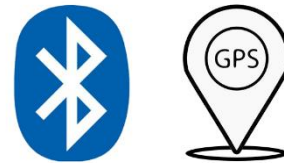
### 3、 How to connect CAT-100



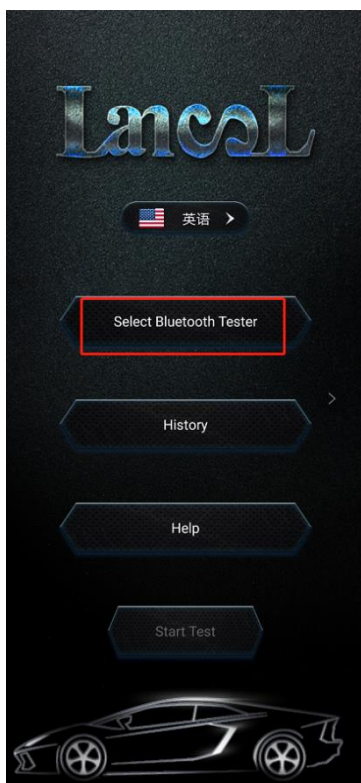
1. Connect the red clamp to positive terminal and the black clamp to negative terminal of the battery then plug in AC Power



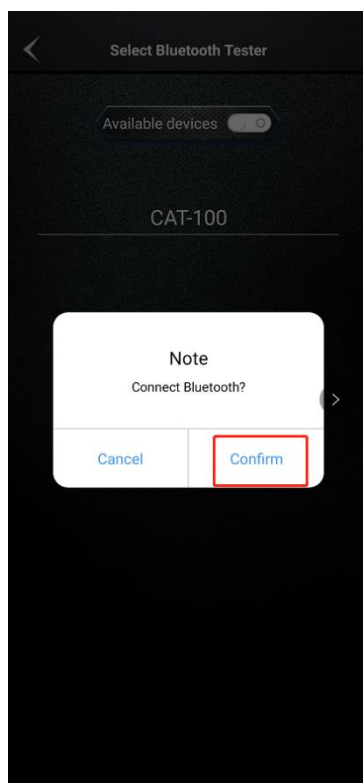
2. Where to download the APP "LANCOL Battery Tester"?



3. Turn on Bluetooth and GPS location on your phone



4. Enter "select Bluetooth tester"

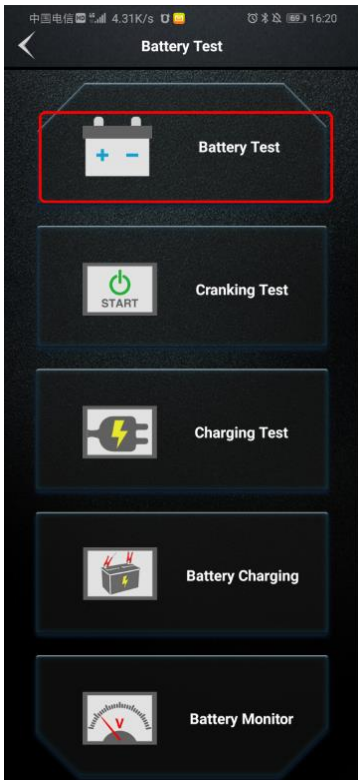


5. Select the Bluetooth name of the devices and click "Confirm"



6. The blue light on indicates that the connection is successfully.

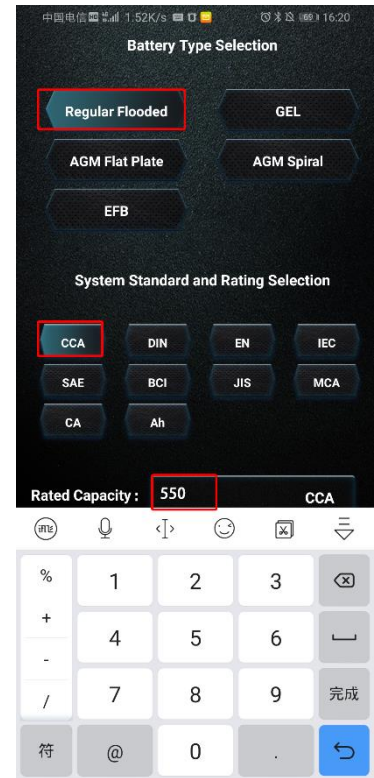
# Function 1: Battery Test



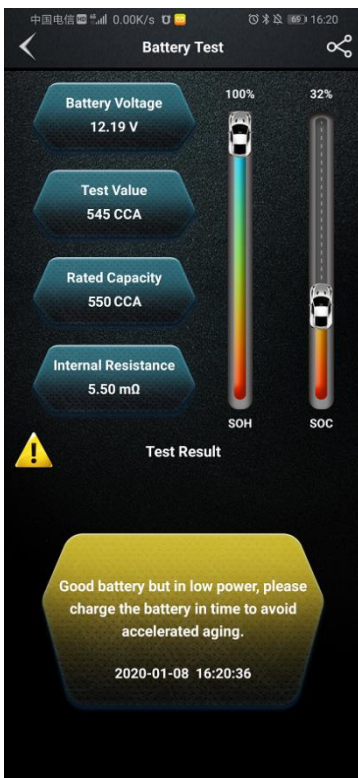
1. Click Battery Test



2. Check battery standard



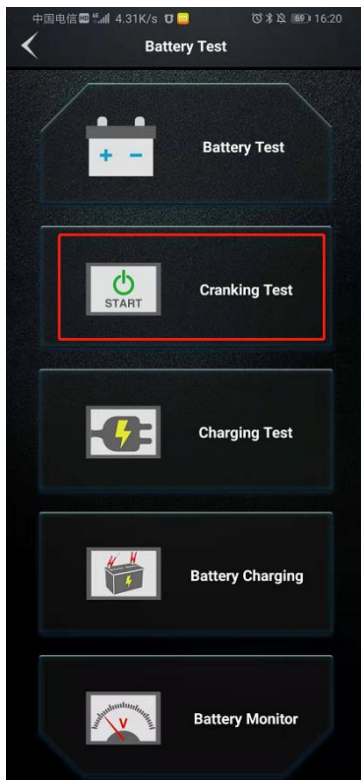
3. Select the battery type and input rated capacity



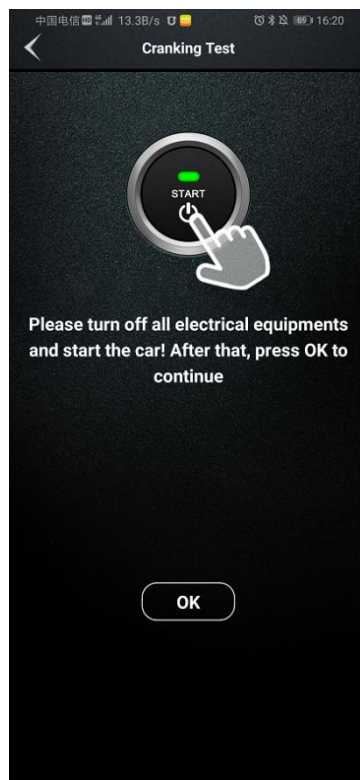
4. Battery test results



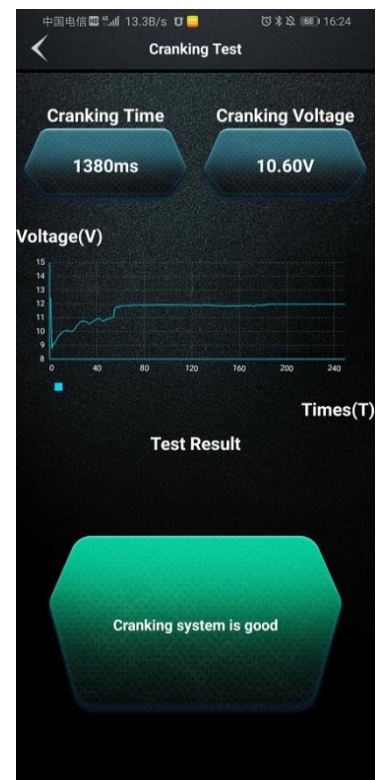
## Function 2: Cranking Test



1. Click Cranking Test

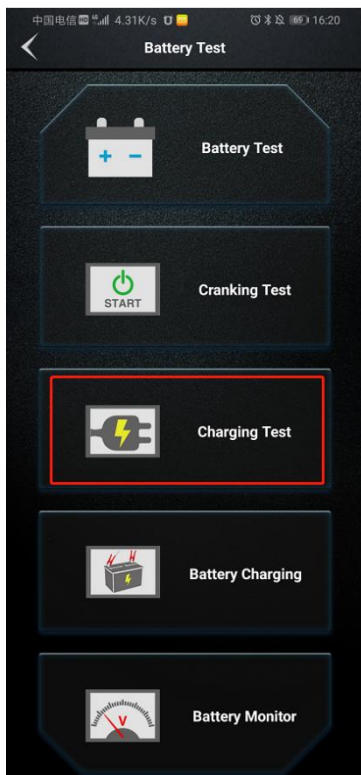


2. Start the engine then press the OK

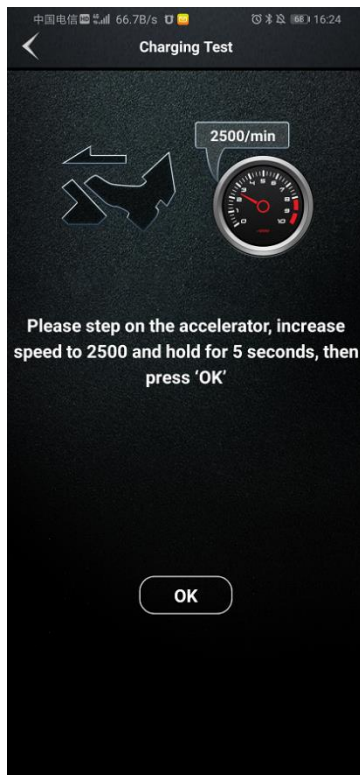


3. Cranking test results

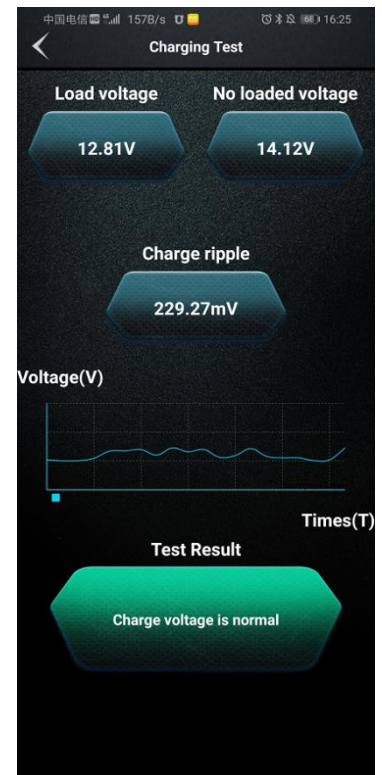
## Function 3: Charging Test



1. Click Charging Test

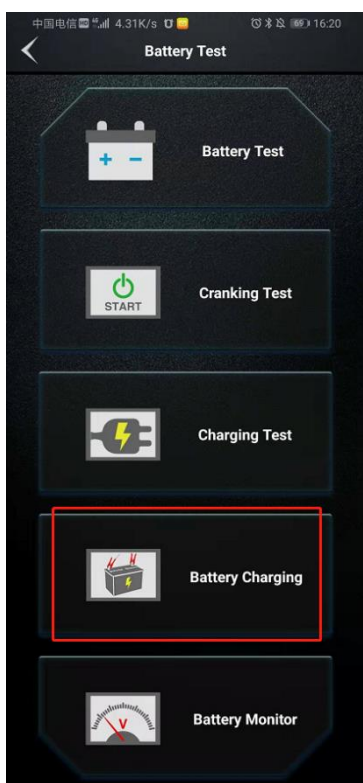


2. Speed up the engine to 2500 turns, and keep 5 seconds

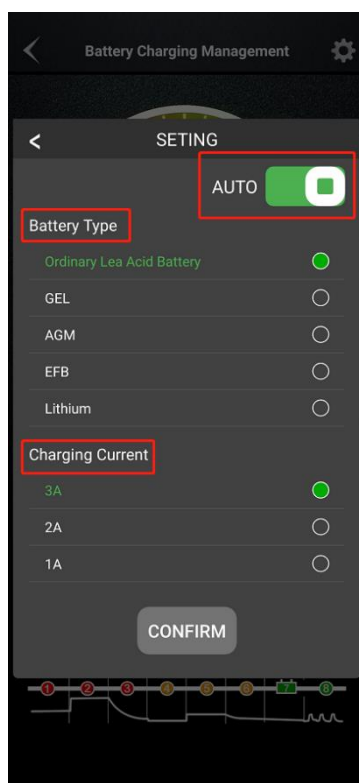


3. Charging test results

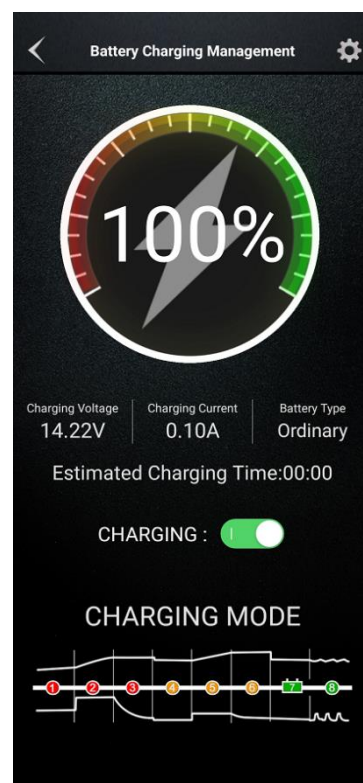
## Function 4: Battery Charging



1. Click Battery Charging



2. Select battery type and charging current manually / automatically

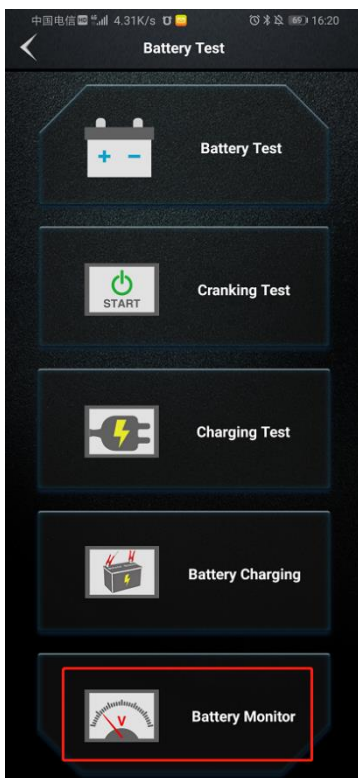


3. Turn on the charging switch

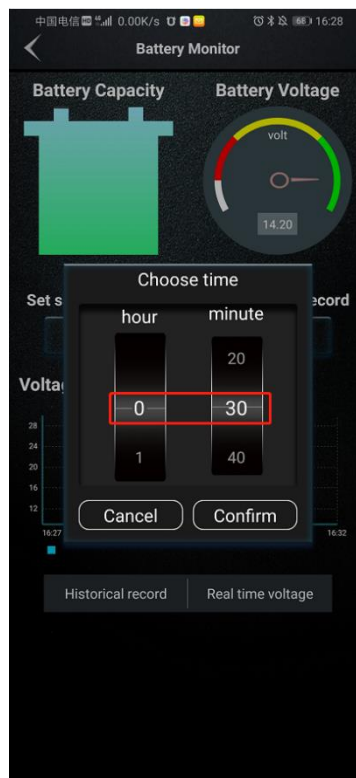


4. green light glitter denotes charging

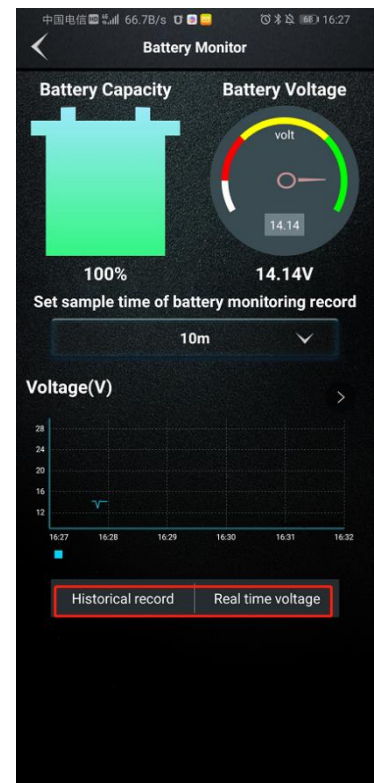
## Function 5: Battery Monitor



1. Click Battery Monitor



2. Choose time



3. View historical record and real time voltage

### Safety Protection

- 1、 Protected against polarity reversal(The devices will not work with wrong connection)
- 2、 Temperature protection(Built-in temperature fuse, the device will power off automatically once the temperature is too high )
- 3、 Leakage Protection(Power off automatically when the test clip is removed)
- 4、 ABS flameresistant material
- 5、 This product has no function of waterproof. Do not use it outdoors in rainy day.

### After-sale warranty

About the operation step and parameters, please log in the official website ([www.lancol.com](http://www.lancol.com)) to download the relative information.

1. One year warranty

2. The product passed CE, RoHS certification with quality and safety assurance E-mail: [sales@lancol.com](mailto:sales@lancol.com)

Tel: +86-28-85272353

Add: 550# Gangda Avenue, North Section, Modern Industrial Port, Pixian, Chengdu, China

Technical support: +86-13881741131